



What are Swipoints?

Swipoints can be used as a payment method for purchases on the Swibeco platform (CHF 1.- = 10 Swipoints). They are offered by employers as rewards or gifts to their employees.



How to use them?

Your HR department orders and offers Swipoints to employees for specific events. Then, you can pay all purchases made on the Swibeco platform, totally or partially, with Swipoints.



Important note!

You do not need Swipoints to use the Swibeco platform!
You can always take advantage of all deals by using the standard payment methods (Mastercard, Visa and Twint).

Current highlights

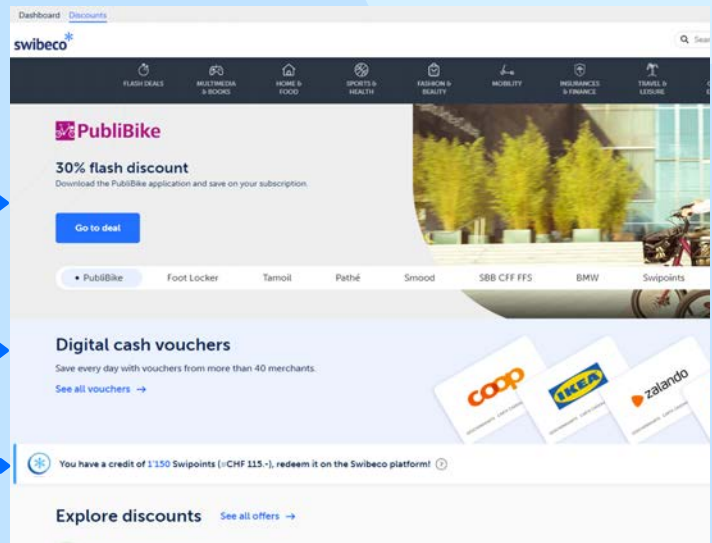
A selection of featured deals, regularly updated.

Discounted cash vouchers

All discounted cash vouchers are payable with Swipoints.

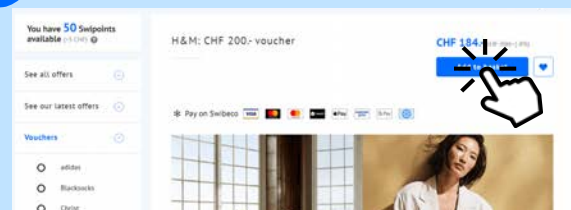
Your Swipoints balance

If you have 0 Swipoints, this will not appear.



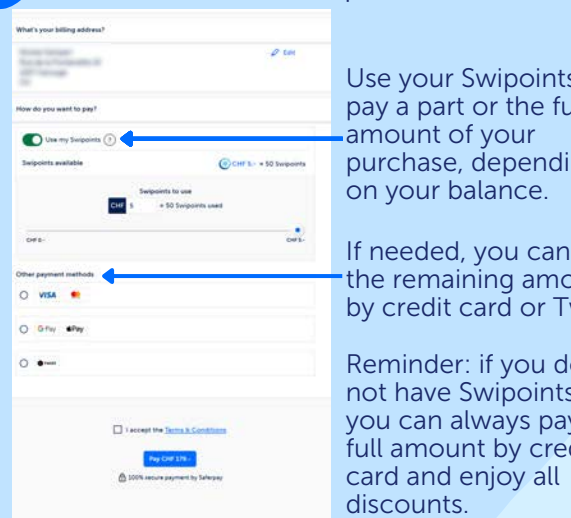
1 On the platform homepage, click here to view the discounted cash voucher offering.

4 Under the picture you can find the deal's terms & conditions. Add to basket to proceed.



2 Scroll down until you find your favourite brand (in this example H&M) and click on it.

5 When you reach the checkout you can review and finalise the purchase.



3 Select a cash voucher of desired amount (in this example, a CHF 200.- voucher).

Use your Swipoints to pay a part or the full amount of your purchase, depending on your balance.

If needed, you can pay the remaining amount by credit card or Twint.

Reminder: if you do not have Swipoints, you can always pay the full amount by credit card and enjoy all discounts.

